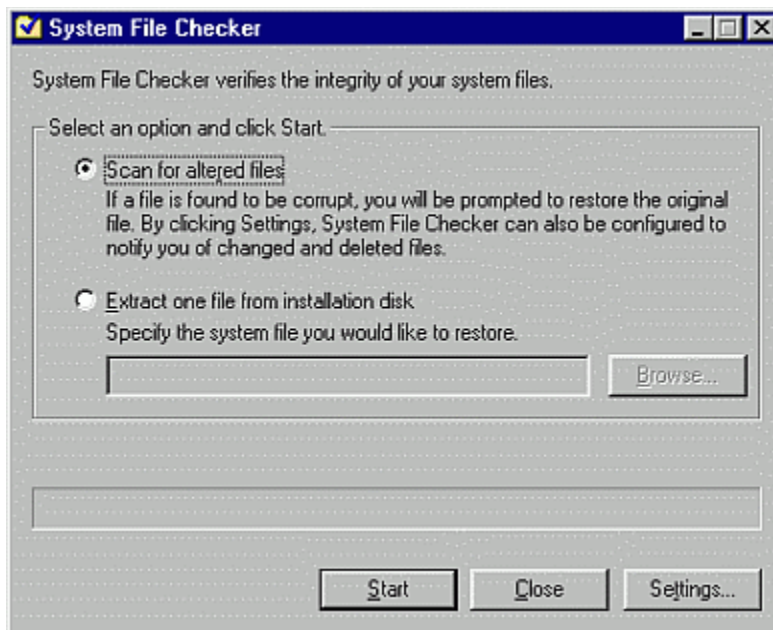


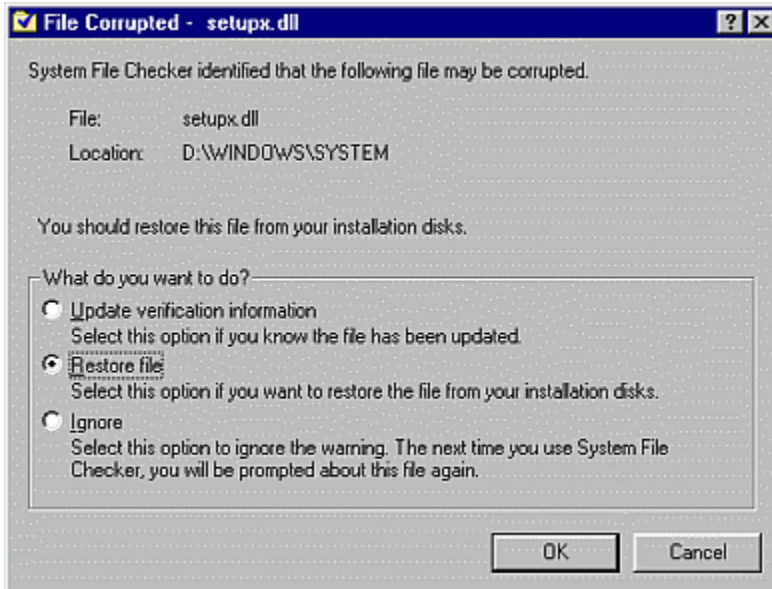
## Using System File Checker in Windows 98

System File Checker (SFC) is a utility built into Windows 98 that lets you restore damaged or corrupt Windows system files. It's a good idea to run the SFC if you've had a computer virus that's damaged your system files.

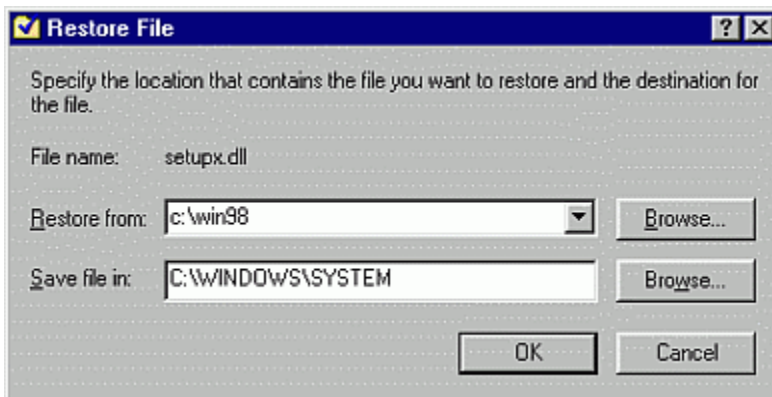
- Click "Start" and then "Run".
- Type in "SFC" (without the speech marks) in the "Run" window and click the "OK" button.
- Check that "Scan for Altered Files" is selected and then click the "Start" button at the bottom of the SFC window.



- If SFC finds corrupt files you'll get a popup window giving you more details. Its a good idea to write down the filenames and locations before proceeding.
- Select the "Restore File" in the "File Corrupted" window and click the "OK" button.



- You'll then get a "Restore File" window asking you for a "Restore from" path. This will be the path to your Windows installation files. If you have a Windows 98 CD-ROM then put that into your drive and type in the drive letter of your CD-ROM followed by \win98

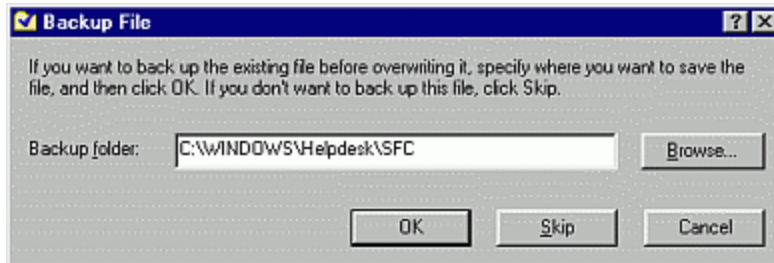


e.g If your CD-ROM drive is d: then you'd type in d:\win98 in the "Restore from" box.

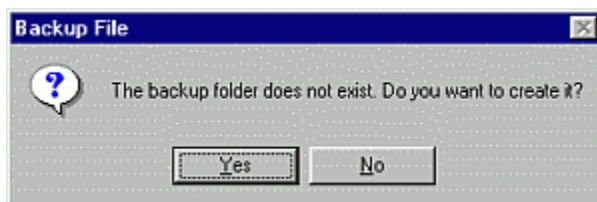
If you don't have a Windows 98 CD-ROM then the installation files may have been copied to your Hard drive. If the files are on your Hard drive then you'll need to do a search for \*.cab files to find the folder that they are stored in. This can be anywhere on your hard drive but is usually in a folder like c:\win98. Look for a series of \*.cab files called Win??.cab.

Leave the "Save File In" box as it is, don't overwrite any of the text in that box as it tells Windows where to copy the new file to, and this will be correct by default.

- Click the "OK" button when you're done and you'll get a "Backup File" window on your screen. You can leave this as it is and click the "OK" button. Windows will make a copy of the file its going to replace and store it in the c:\windows\helpdesk\sfc folder.



- Click "Yes" if you are asked to create the backup folder.



All done! You may find that you'll need to repeat this process a few times if SFC finds multiple corrupt files. Once SFC has finished running it's a good idea to reboot your PC.